


# How to make a payment online via CCAvenue

**1** Navigate to [formbuilder.ccavenue.com/live/indian-bank/uday-..](http://formbuilder.ccavenue.com/live/indian-bank/uday-..)

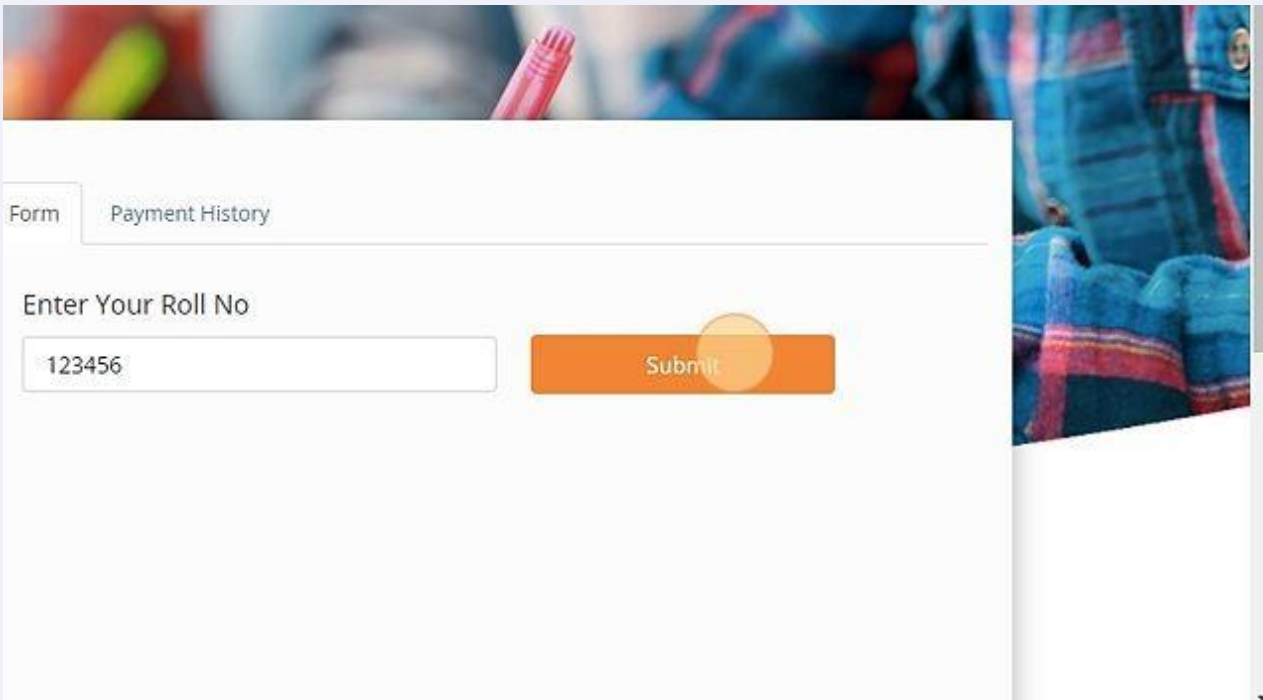
**2** Click this text field.




The screenshot shows a web interface for the National Centre for Cooperative Training (NCCT). On the left is the NCCT logo, which features a yellow circle with a red lamp, surrounded by green laurel leaves and the text 'NCCT NEW DELHI' and 'NATIONAL CENTRE FOR COOPERATIVE TRAINING'. Below the logo is the text 'Udaybhansinhji Regional Institute Of Cooperative'. On the right, there are two tabs: 'Form' and 'Payment History'. Below the tabs is a text input field labeled 'Enter Your Roll No' with a cursor and a small orange circle highlighting the field. To the right of the input field is an orange 'Submit' button.


**3** Type "123456"

4 Click "Submit"



5 Click this text field.





Jdaybhansinhji Regional  
Institute Of Cooperative  
Management


Form **Payment History**


Data not found please contact to administrator

Enter Your Roll No

Submit

6 Click this text field.





Jdaybhansinhji Regional  
Institute Of Cooperative  
Management

Form **Payment History**

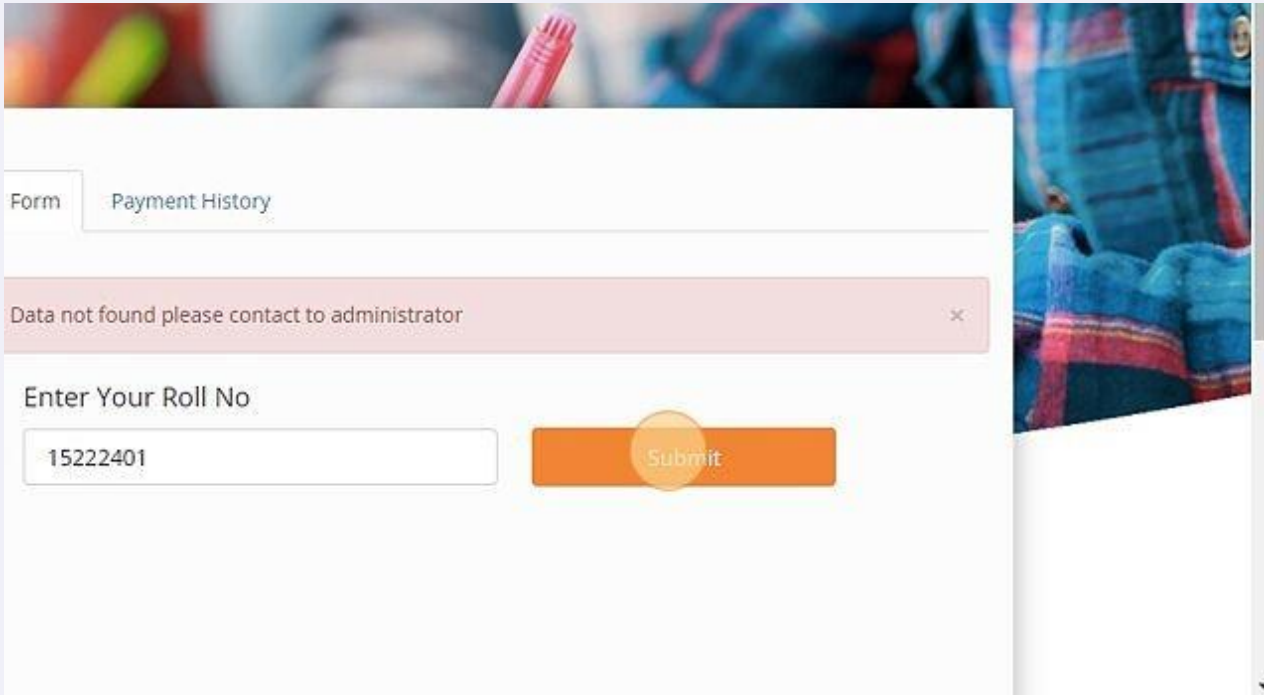
Data not found please contact to administrator

Enter Your Roll No

Submit

**7** Type "15222401"

**8** Click "Submit"



The screenshot shows a web interface with a 'Payment History' form. At the top left, there are two tabs: 'Form' and 'Payment History'. Below the tabs is a light red error message box that reads 'Data not found please contact to administrator' with a close icon (x) on the right. Underneath the error message, the text 'Enter Your Roll No' is displayed above a text input field containing the number '15222401'. To the right of the input field is an orange 'Submit' button.


9 Click "I accept below Terms & Conditions"

 <p>Udaybhansinhji Regional Institute of Cooperative Management</p>	ROI NO : ^	15222401
	Name of the candidate : *	ABHINAV RAJ SINGH
	Mobile Number : *	6307184730
	Email : *	abhinavruricm@gmail.com
	Batch No : *	15
	Semester : *	2ND
	Year : *	22-24
	Amount :	44000 44000
	<input type="checkbox"/>	I accept below <u>Terms &amp; Conditions</u>

**10** Click the "Amount" field.

KOII NO : *	15222401
Name of the candidate : *	ABHINAV RAJ SINGH
Mobile Number : *	6307184730
Email : *	abhinavruricm@gmail.com
Batch No : *	15
Semester : *	2ND
Year : *	22-24
Amount :	44000 44000
<input checked="" type="checkbox"/> I accept below <a href="#">Terms &amp; Conditions</a>	

**11** Click the "Enter Amount to Pay" field.



Udaybhansinhji Regional  
Institute of Cooperative  
Management

Email : \* abhinavruricm@gmail.com

Batch No : \* 15

Semester : \* 2ND

Year : \* 22-24

Amount : 44000 1

I accept below [Terms & Conditions](#)

INR 1

**12** Click "Pay Now"

Email : \* abhinavruricm@gmail.com

Batch No : \* 15

Semester : \* 2ND

Year : \* 22-24

Amount : 44000 1

I accept below [Terms & Conditions](#)

INR 1

**13** Click the "Notes (Optional)" field.

**Billing Information**

ABHINAV RAJ SINGH

address

380000 city

state India

6307184730 abhinavruricm@gmail.com

Notes (Optional)

My Billing and Shipping address are different

**ORDER DETAILS**

Order #:

Coupon Code

Order Amount

Total Amount

**Payment Information**

Credit Card >

Debit Cards

Net Banking

We Accept:  RuPay  VISA

Card Number

**14** Click the "Notes (Optional)" field.

address

380000 city

state India

6307184730 abhinavruricm@gmail.com

fees for first term

My Billing and Shipping address are different



**Payment Information**

Credit Card >

Debit Cards

Net Banking

Paytm (Wallet)

We Accept:  RuPay  VISA

Card Number

Expiry Date

Month Year





CVV 578



15 Click "Debit Cards"

My Billing and Shipping address are different






### Payment Information

Credit Card >	We Accept :   
<b>Debit Cards</b>	Card Number <input type="text"/>
Net Banking	Expiry Date Month <input type="text"/> Year <input type="text"/> CVV <input type="text"/> 
Paytm (Wallet)	I agree with the <a href="#">Privacy Policy</a> by proceeding with this payment.
Wallet	<b>INR 1.00</b> (Total Amount Payable)
NEFT / RTGS	<input type="button" value="Make Payment"/> <input type="button" value="Cancel"/>

16 Click "Net Banking"

My Billing and Shipping address are different

### Payment Information

Credit Card	Card Number <input type="text"/>
Debit Cards >	   
<b>Net Banking</b>	Expiry Date Month <input type="text"/> Year <input type="text"/> CVV <input type="text"/> 
Paytm (Wallet)	I agree with the <a href="#">Privacy Policy</a> by proceeding with this payment.
Wallet	<b>INR 1.00</b> (Total Amount Payable)
NEFT / RTGS	<input type="button" value="Make Payment"/> <input type="button" value="Cancel"/>

17 Click this dropdown.

My Billing and Shipping address are different

### Payment Information

Credit Card	<input type="radio"/> State Bank of India	<input type="radio"/> ICICI Bank	<input type="radio"/> HDFC BANK
Debit Cards			
Net Banking >	<input type="radio"/> AXIS BANK		
Paytm (Wallet)	All Other Banks		
Wallet	Select Bank <input type="text"/>		
NEFT / RTGS	Note: We will redirect you to the bank you have chosen above. Once the bank verifies your net banking credentials, we will proceed with your payment.		

I agree with the [Privacy Policy](#) by proceeding with this payment.

**INR 1.00** (Total Amount Payable)

18 Click "Paytm (Wallet)"

My Billing and Shipping address are different

### Payment Information

Credit Card	<input type="radio"/> State Bank of India	<input type="radio"/> ICICI Bank	<input type="radio"/> HDFC BANK
Debit Cards			
Net Banking >	<input type="radio"/> AXIS BANK		
Paytm (Wallet)	All Other Banks		
Wallet	Select Bank <input type="text"/>		
NEFT / RTGS	Note: We will redirect you to the bank you have chosen above. Once the bank verifies your net banking credentials, we will proceed with your payment.		

I agree with the [Privacy Policy](#) by proceeding with this payment.

**INR 1.00** (Total Amount Payable)

19 Click "Wallet"





Payment Information

Credit Card	 I agree with the <a href="#">Privacy Policy</a> by proceeding with this payment. <b>INR 1.00</b> (Total Amount Payable) <input type="button" value="Make Payment"/> <input type="button" value="Cancel"/>
Debit Cards	
Net Banking	
Paytm (Wallet) >	
Wallet	
NEFT / RTGS	

20 Click this dropdown.

My Billing and Shipping address are different

Payment Information

Credit Card	<input type="radio"/> 	<input type="radio"/> 	<input type="radio"/> 
Debit Cards			
Net Banking	<input type="radio"/> 		
Paytm (Wallet)	Select Wallet		
Wallet >	<input type="text" value="Select Wallet"/>		
NEFT / RTGS	I agree with the <a href="#">Privacy Policy</a> by proceeding with this payment. <b>INR 1.00</b> (Total Amount Payable) <input type="button" value="Make Payment"/> <input type="button" value="Cancel"/>		

**21** Click "NEFT / RTGS"

Credit Card	<input type="radio"/> Mobikwik	<input type="radio"/> OLAMONEY POSTPAID WALLET	<input type="radio"/> JioMoney
Debit Cards			
Net Banking			
Paytm (Wallet)			
Wallet	Select Wallet		
NEFT / RTGS	I agree with the <a href="#">Privacy Policy</a> by proceeding with this payment.		
	<b>INR 1.00</b> (Total Amount Payable)		
	<input type="button" value="Make Payment"/>	<input type="button" value="Cancel"/>	



- 22** Click "You have selected to make payment via NEFT/RTGS. To complete the process you must click the "View & Print Challan" button Next Steps :  
1) You ma..."

My Billing and Shipping address are different

Payment Information	
Credit Card	<p>You have selected to make payment via NEFT/RTGS. To complete the process you must click the "View &amp; Print Challan" button Next Steps : 1) You may login to your net banking account and make payment to the beneficiary details stated in the challan OR 2) Go to your bank branch with this printed challan and make payment to the stated beneficiary details</p> <p>I agree with the <a href="#">Privacy Policy</a> by proceeding with this payment.</p> <p><b>INR 1.00</b> (Total Amount Payable)</p> <p><a href="#">View &amp; Print Challan</a> <a href="#">Cancel</a></p>
Debit Cards	
Net Banking	
Paytm (Wallet)	
Wallet	
NEFT / RTGS >	

23 Click "Credit Card"

My Billing and Shipping address are different

### Payment Information

Credit Card	<p>You have selected to make payment via NEFT/RTGS. To complete the process you must click the "View &amp; Print Challan" button Next Steps :</p> <p>1) You may login to your net banking account and make payment to the beneficiary details stated in the challan</p> <p>OR</p> <p>2) Go to your bank branch with this printed challan and make payment to the stated beneficiary details</p> <p>I agree with the <a href="#">Privacy Policy</a> by proceeding with this payment.</p> <p><b>INR 1.00</b> (Total Amount Payable)</p> <p><a href="#">View &amp; Print Challan</a> <a href="#">Cancel</a></p>
Debit Cards	
Net Banking	
Paytm (Wallet)	
Wallet	
NEFT / RTGS >	

24 Click this text field.

English

### ORDER DETAILS

Order #:	1717937
Coupon Code	<input type="text"/> <a href="#">Apply</a>
Order Amount	1.00
<b>Total Amount</b>	<b>INR 1.00</b>

city

India

abhinavuricm@gmail.com